

EROV4

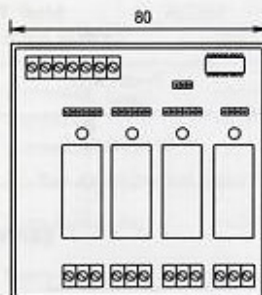
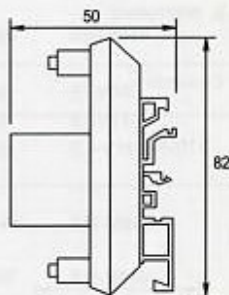
This unit provides up to 4 independent switched relay outputs from either 1,2,3 or 4 independent 0-10vdc inputs. Alternatively up to 4 outputs can be switched from just 1 x 0-10vdc input via link selection. All switch points are fixed at approx 5vdc on and 4vdc off. This product can also be used in place of 4 single relays.




HAND-OFF-AUTO Manual Override links on each relay: -
 HAND = Energised
 OFF = De-energised
 AUTO = Controller operated
 Volt free contacts
 LED indication
 Din-Rail mounting
 Input current > 1 mA
 Max Ambient -10 /+50°C
 Flammability = UL94-V0

Type	Supply ±15%	Input Signal	Switch Rating 230VAC SPDT	On	Relays Off	Consumption	Mounting	Enclosure
EROV4	24VAC/DC	1-4 x 0-10VDC	4 x 10(3)A	> 5vdc	< 4vdc	60mA	Din Rail	IP00

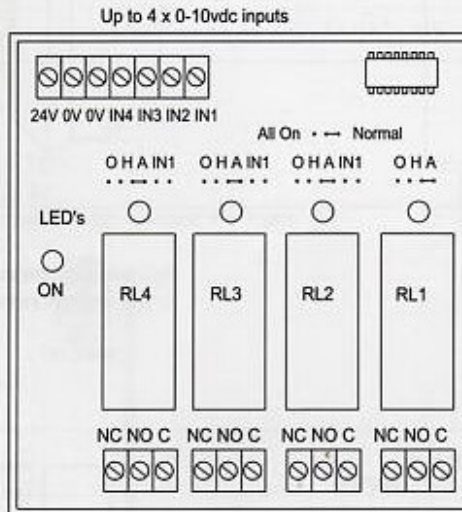
DIMENSIONS:



AX-ORM4C Connection



WIRING:



Each 0-10vdc input and relay output is independent. Outputs 1,2,3 or 4 can be linked to just one input IN1. C-NO makes at approx >5vdc for each relay and C-NC makes at approx <4vdc for each relay. ie 0-4vdc OFF 5-10vdc ON.

- O – Link to switch relay permanently off.
- H – Link to switch relay permanently on.
- A – Link to switch relay via the input signal.
- ALL ON – Link to switch all output relays permanently on.
- NORMAL – Link to switch the relays via 0-10vdc input.
- IN1 – Outputs 1,2,3 or 4 can be linked to switch from 1 x 0-10v input.

Terminals 0.5-2.5mm² rising clamps Min sensor / control signal cable size 7/0.2mm Max length 100m
 Screened cable is recommended The screen should be earthed at controller end only
 Keep sensor/control signal wires away from power cables/units which may cause interference.